SL-V-V00116

Ra3.2

Technical Requirements

1、The limit deviation of the unmarked dimension is in accordance with GB/T1804-F.
2、The injection molded parts should be free of burrs, bubbles, burnt spots, surface scratches, etc.
3、The flashing of pouring gate and overflow edge is less than 0.3 after trimming, and without damaging the body.
4、Unmarked excessive rounded corners is R0.3-R1.
5、Fit with the shape of the corresponding assembly joint surface less than 0.5 matching.
6、Each indentation of ejector pushing rod should be below the production surface less than 0.2.

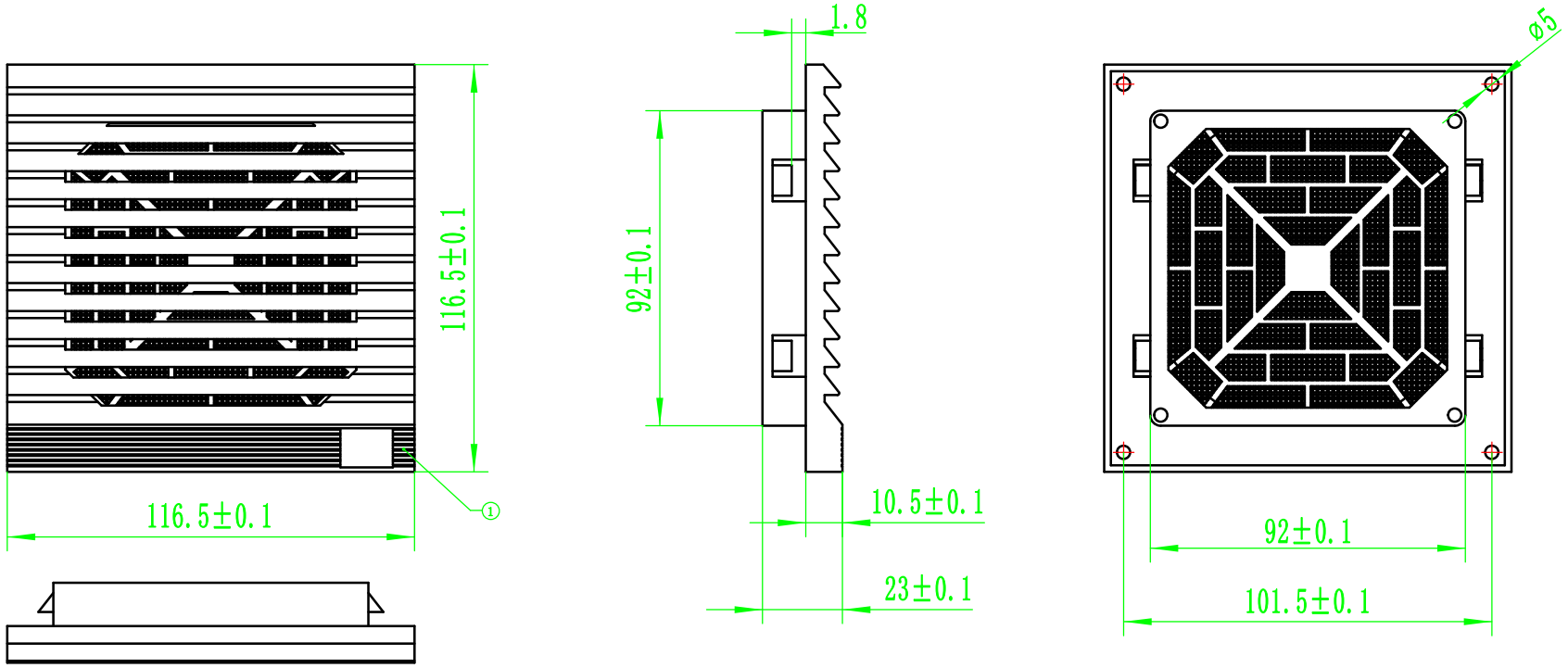

No	Name of parts	Part number	QTY	Material	Remark
1	Main body		1	ABS	

Tolerance table

mm (inch)

Unmarked dimension tolerance (mm)

.± 0.15
.0± 0.1
.00± 0.05

Unmarked angle tolerance±1

Third perspective

Design :Panhong	Design: 23.04.12
Proofread:Youbin	Design: 23.04.15
Review :Xianjue	Design: 23.04.21
Approval :Zhenwu	Design: 23.04.27

Stage marker

S	A	B
Weight		

soflight® Daylight Iluminacao, Lda

Name: SL-V-G00116

Print A4 | Edition First

Proportion:1:2 | Drawing scale:1:2 | No. of pages: 1/1

Schematic diagram

SL-V-G00148

Ra3.2

Technical Requirements

1、The limit deviation of the unmarked dimension is in accordance with GB/T1804-F.
2、The injection molded parts should be free of burrs, bubbles, burnt spots, surface scratches, etc.
3、The flashing of pouring gate and overflow edge is less than 0.3 after trimming, and without damaging the body.
4、Unmarked excessive rounded corners is R0.3-R1.
5、Fit with the shape of the corresponding assembly joint surface less than 0.5 matching.
6、Each indentation of ejector pushing rod should be below the production surface less than 0.2.

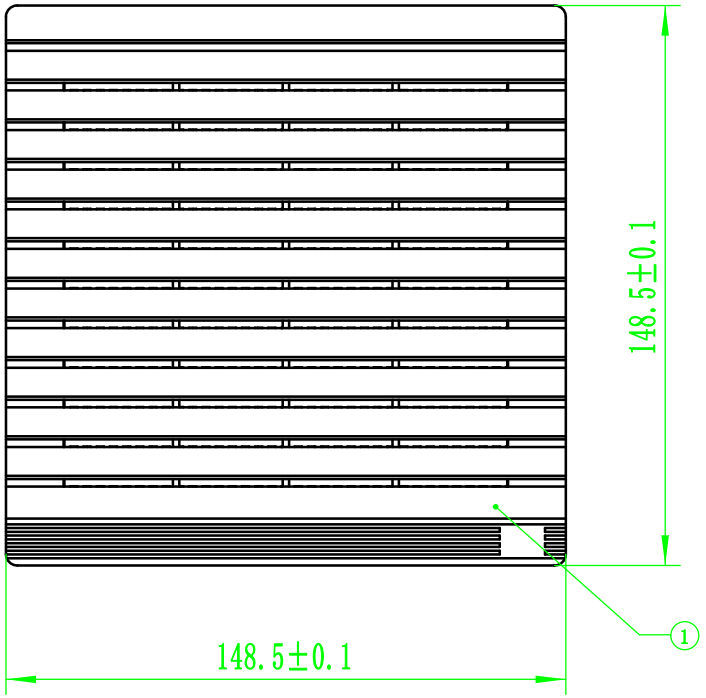

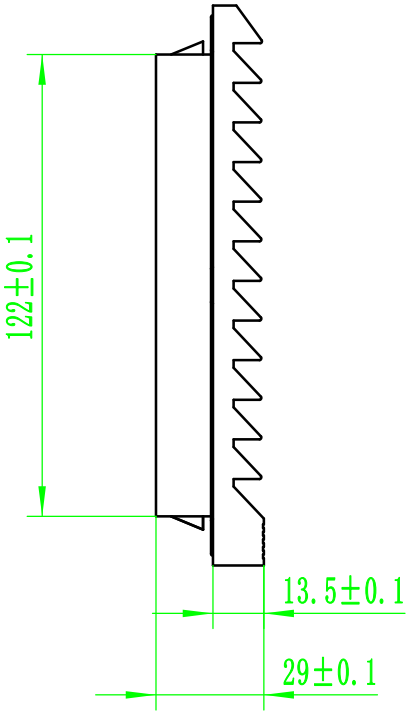

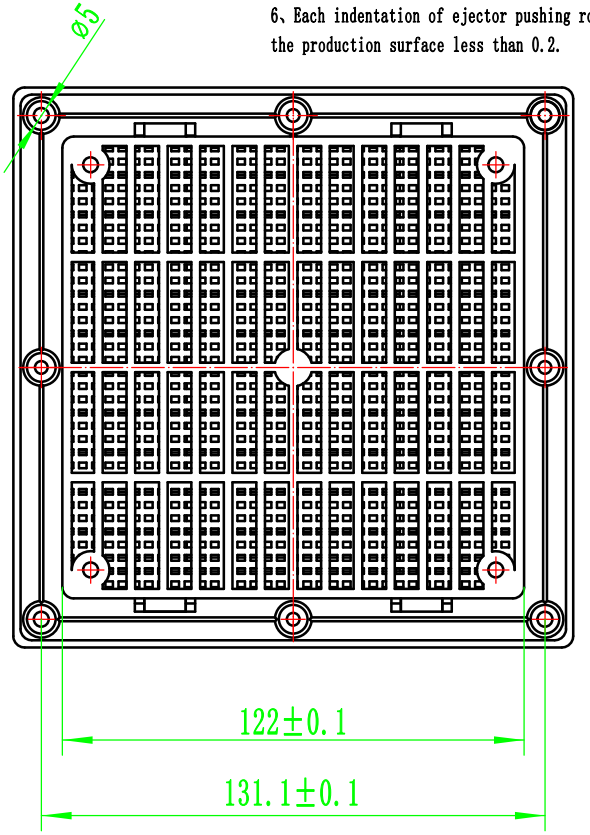



No	Name of parts	Part number	QTY	Material	Remark
1	Main body		1	ABS	

Tolerance table: mm (inch)	Design :Panhong	Design: 23.04.12	soflight® Daylight Iluminacao, Lda
Unmarked dimension tolerance (mm)	Proofread:Youbin	Design: 23.04.15	
.± 0.15	Review :Xianjue	Design: 23.04.21	Name: SL-V-G00148
.0± 0.1	Approval :Zhenwu	Design: 23.04.27	
.00± 0.05	Stage marker		
Unmarked angle tolerance±1	S / A / B		Print A4 / Edition First
Third perspective	Weight		
Proportion:1:2	Drawing scale:1:2	No. of pages: 1/1	Schematic diagram



SL-V-G00204

Ra3.2

Technical Requirements

1、The limit deviation of the unmarked dimension is in accordance with GB/T1804-F.

2、The injection molded parts should be free of burrs, bubbles, burnt spots, surface scratches, etc.

3、The flashing of pouring gate and overflow edge is less than 0.3 after trimming, and without damaging the body.

4、Unmarked excessive rounded corners is R0.3-R1.

5、Fit with the shape of the corresponding assembly joint surface less than 0.5 matching.

6、Each indentation of ejector pushing rod should be below the production surface less than 0.2.

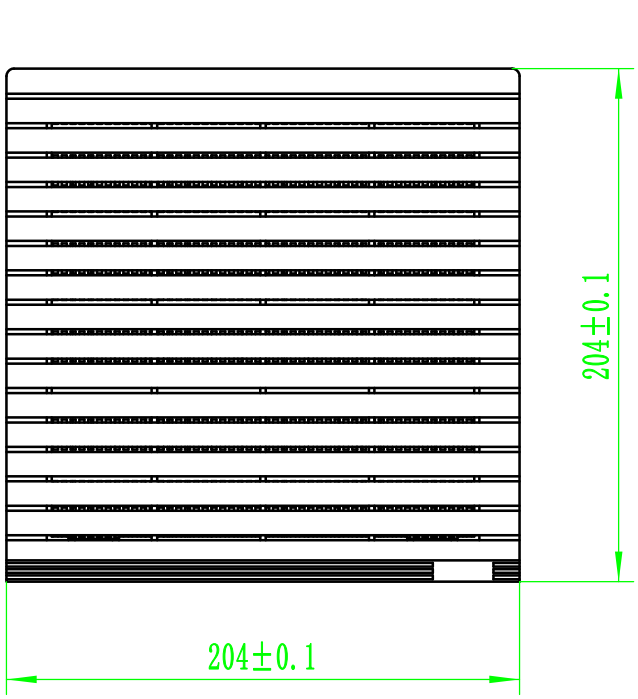

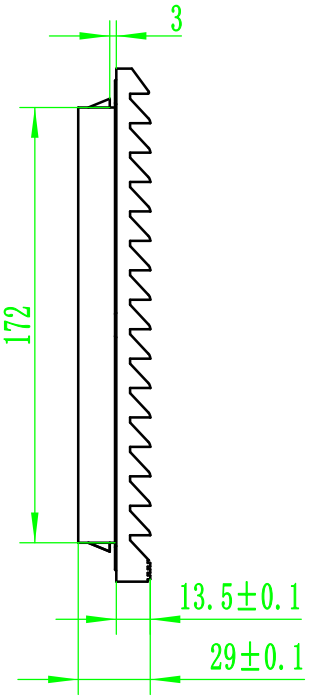

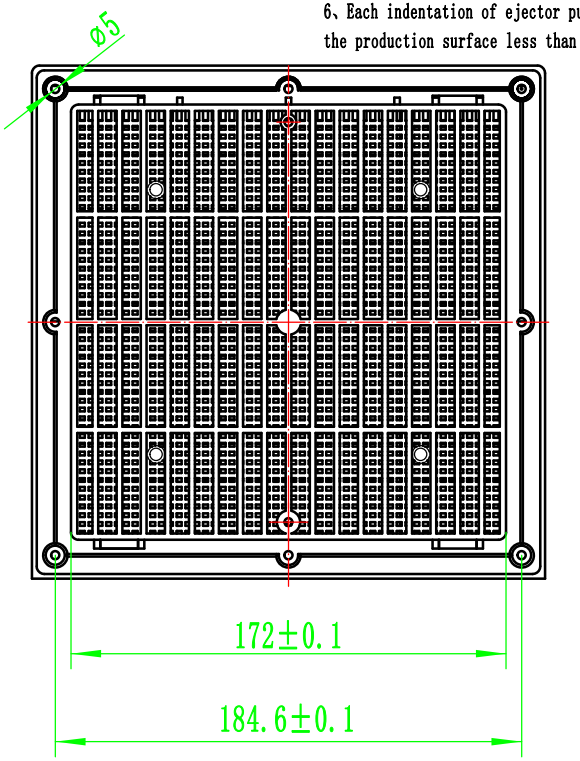



No	Name of parts	Part number	QTY	Material	Remark
1	Main body		1	ABS	

Tolerance table

mm (inch)

Unmarked dimension tolerance (mm)
.± 0.15
.0± 0.1
.00± 0.05
Unmarked angle tolerance±1

Third perspective

Design :Panhong	Design: 23.04.12	
Proofread:Youbin	Design: 23.04.15	
Review :Xianjue	Design: 23.04.21	
Approval :Zhemwu	Design: 23.04.27	
Stage marker		
S	A	B
Weight		

soflight® Daylight Iluminacao, Lda

Name: SL-V-G00204

Print A4 | Edition First

Proportion:1:3 | Drawing scale:1:3 | No. of pages: 1/1



Schematic diagram

SL-V-G00255

Ra3.2

Technical Requirements

1、The limit deviation of the unmarked dimension is in accordance with GB/T1804-F.
2、The injection molded parts should be free of burrs, bubbles, burnt spots, surface scratches, etc.
3、The flashing of pouring gate and overflow edge is less than 0.3 after trimming, and without damaging the body.
4、Unmarked excessive rounded corners is R0.3-R1.
5、Fit with the shape of the corresponding assembly joint surface less than 0.5 matching.
6、Each indentation of ejector pushing rod should be below the production surface less than 0.2.



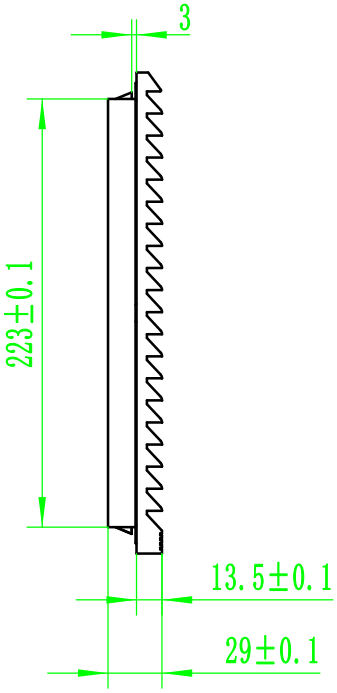

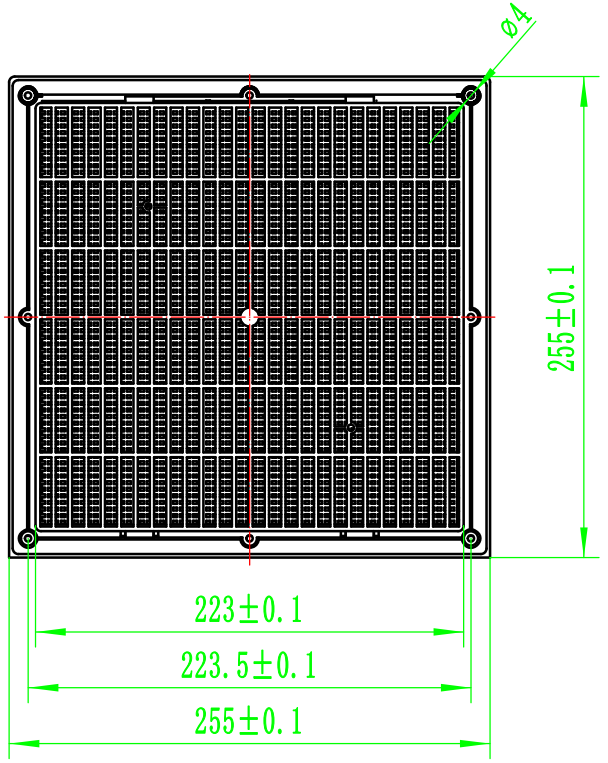

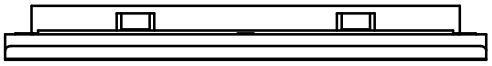

No	Name of parts	Part number	QTY	Material	Remark
1	Main body		1	ABS	

Tolerance table

mm (inch)

Unmarked dimension tolerance (mm)
.± 0.15
.0± 0.1
.00± 0.05
Unmarked angle tolerance±1

Third perspective

Design :Panhong	Design: 23.04.12	
Proofread:Youbin	Design: 23.04.15	
Review :Xianjue	Design: 23.04.21	
Approval :Zhemwu	Design: 23.04.27	
Stage marker		
S	A	B
Weight		

soflight® Daylight Iluminacao, Lda

Name: SL-V-G00255

Print A4 | Edition First

Proportion:1:4 | Drawing scale:1:4 | No. of pages: 1/1



Schematic diagram

SL-V-G00320

Ra3.2

Technical Requirements

1、The limit deviation of the unmarked dimension is in accordance with GB/T1804-F.
2、The injection molded parts should be free of burrs, bubbles, burnt spots, surface scratches, etc.
3、The flashing of pouring gate and overflow edge is less than 0.3 after trimming, and without damaging the body.
4、Unmarked excessive rounded corners is R0.3-R1.
5、Fit with the shape of the corresponding assembly joint surface less than 0.5 matching.
6、Each indentation of ejector pushing rod should be below the production surface less than 0.2.



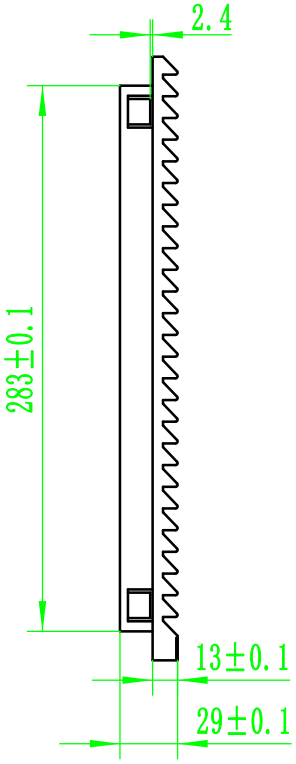

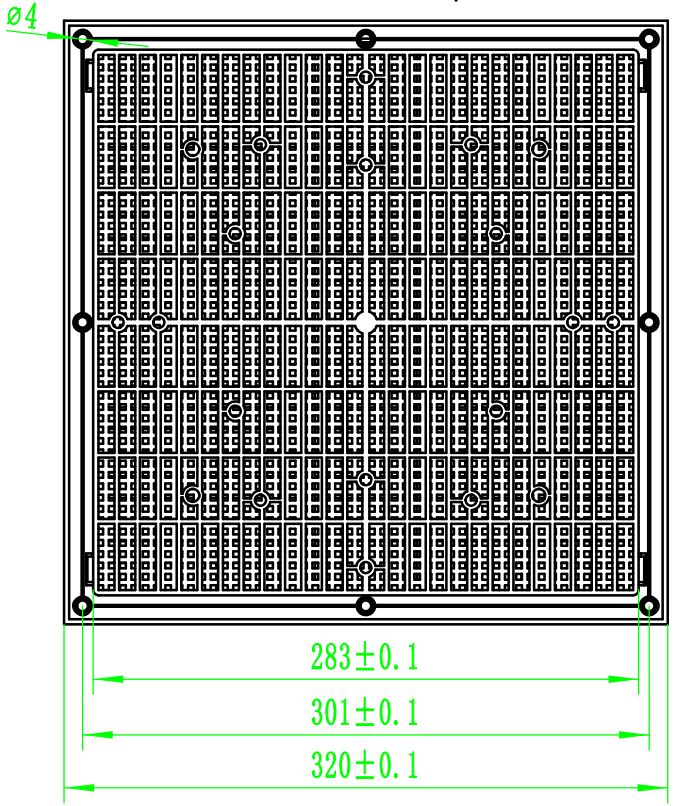



No	Name of parts	Part number	QTY	Material	Remark
1	Main body		1	ABS	

Tolerance table: mm (inch)	Design :Panhong	Design: 23.04.12	soflight® Daylight Iluminacao, Lda
Unmarked dimension tolerance (mm)	Proofread:Youbin	Design: 23.04.15	
.± 0.15	Review :Xianjue	Design: 23.04.21	Name: SL-V-G00320
.0± 0.1	Approval :Zhemwu	Design: 23.04.27	
.00± 0.05	Stage marker		
Unmarked angle tolerance±1	S / A / B		Print A4 / Edition First
Third perspective	Weight		
	Proportion:1:4	Drawing scale:1:4	No. of pages: 1/1

Schematic diagram